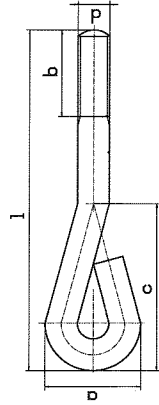




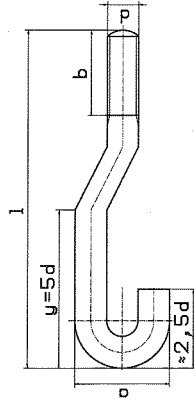
**Steinschrauben**  
 foundation bolts  
 boulons à scellement

**DIN 529**

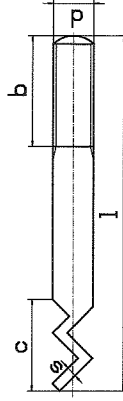
**Form A**



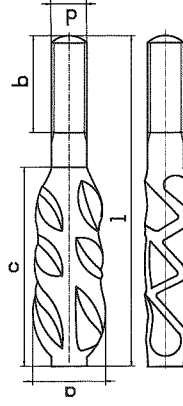
**Form B** ab M 16



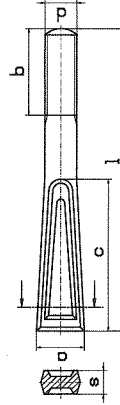
**Form D** bis M 24



**Form E** bis M 48



**Form F** bis M 48



**Form G**

